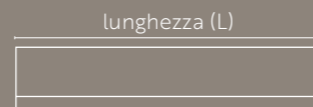


LAMIERE DI CONTENIMENTO

Lamiere di contenimento in acciaio componibili, dotate di kit di montaggio, che ne garantisce il minimo ingombro e la massima adattabilità e facilità di trasporto. Disponibili in acciaio corten o verniciato a polvere.

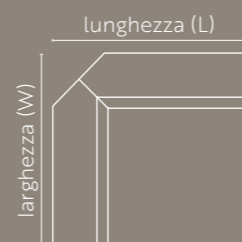
DRITTA

	H 30	H 40	H 50	H 60
L 100	✓	✓	✓	✓
L 150	✓	✓	✓	✓
L 200	✓	✓	✓	✓



ANGOLO INTERNO

	H 30	H 40	H 50	H 60
LxW 50x50	✓	✓	✓	✓
LxW 100x100	✓	✓	✓	✓



CURVA INTERNA

	H 30	H 40	H 50	H 60
LxW 50x50	✓	✓	✓	✓
LxW 100x100	✓	✓	✓	✓
LxW 150x150	✓	✓	✓	✓

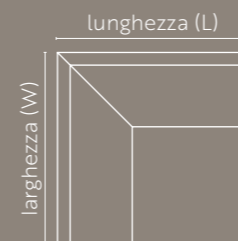



ACCIAIO CORTEN




ACCIAIO VERNICIATO A POLVERE





ANGOLO ESTERNO

	H 30	H 40	H 50	H 60
LxW 50x50	✓	✓	✓	✓
LxW 100x100	✓	✓	✓	✓



CURVA ESTERNA

	H 30	H 40	H 50	H 60
LxW 50x50	✓	✓	✓	✓
LxW 100x100	✓	✓	✓	✓
LxW 150x150	✓	✓	✓	✓

ACCIAIO CORTEN



ACCIAIO VERNICIATO A POLVERE

